

**TBi SR 17 (FX)**

Gasgekühlt /  
gas cooled / refroidissement par air

60% (10 min.)  
AC: 100 A  
DC: 140 A  
Ø 0.5-2.4 mm

**TBi SR 18 (FX)**

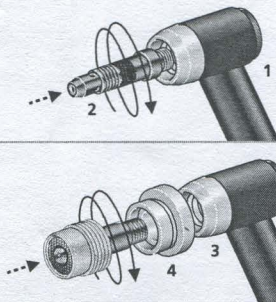
wassergekühlt /  
water cooled / refroidissement par eau

100% (10 min.)  
AC: 225 A  
DC: 320 A  
Ø 0.5-4.0 mm

**TBi SR 26 (FX)**

Gasgekühlt /  
gas cooled / refroidissement par air

60% (10 min.)  
AC: 140 A  
DC: 200 A  
Ø 0.5-4.0 mm

**Brenner  
ausrüsten**
**Equipping  
the torch**
**Equiper  
la torche**
**1.**


Spannhül-  
senge-  
häuse [2] in den  
Brennerkörper [1]  
einschrauben

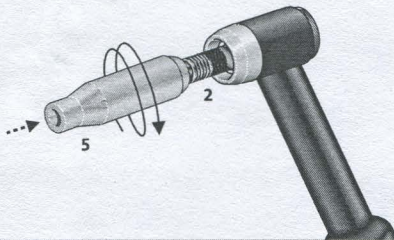
*Screw the collet  
body [2] into the  
torch body [1]*

*Visser le support  
collet [2] à l'avant  
du corps de torche  
[1]*

Bei Gaslinsen und  
kurzem Spannhül-  
sengehäuse Isolator  
[3] und Adapter  
[4] laut Rückseite  
verwenden

*For gas lenses and  
short collet bodies  
please use insula-  
tor [3] and adap-  
tor [4] according  
to reverse side*

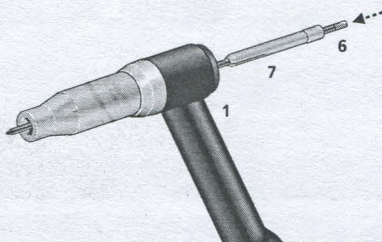
*Avec le diffuseur  
et le support collet  
court, utiliser l'iso-  
lateur [3] et l'adap-  
tateur [4] (mode  
d'emploi au verso)*

**2.**


Gasdüse [5] auf  
Spannhülse-  
gehäuse / Gaslinse [2]  
aufschrauben

*Screw the gas noz-  
zle [5] onto the  
collet body / gas  
lens [2]*

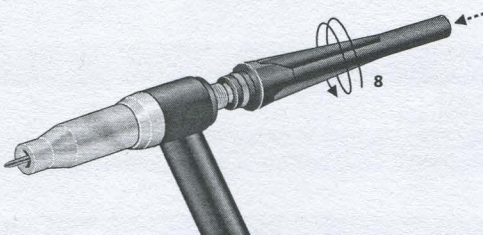
*Visser la buse gaz  
[5] sur le support  
collet / diffuseur [2]*

**3.**


Wolframelektrode [6] und Spannhül-  
se [7] von hinten  
in den Brenner-  
körper [1] stecken

*Insert the tung-  
sten electrode [6]  
and the collet [7]  
from behind into  
the torch body [1]*

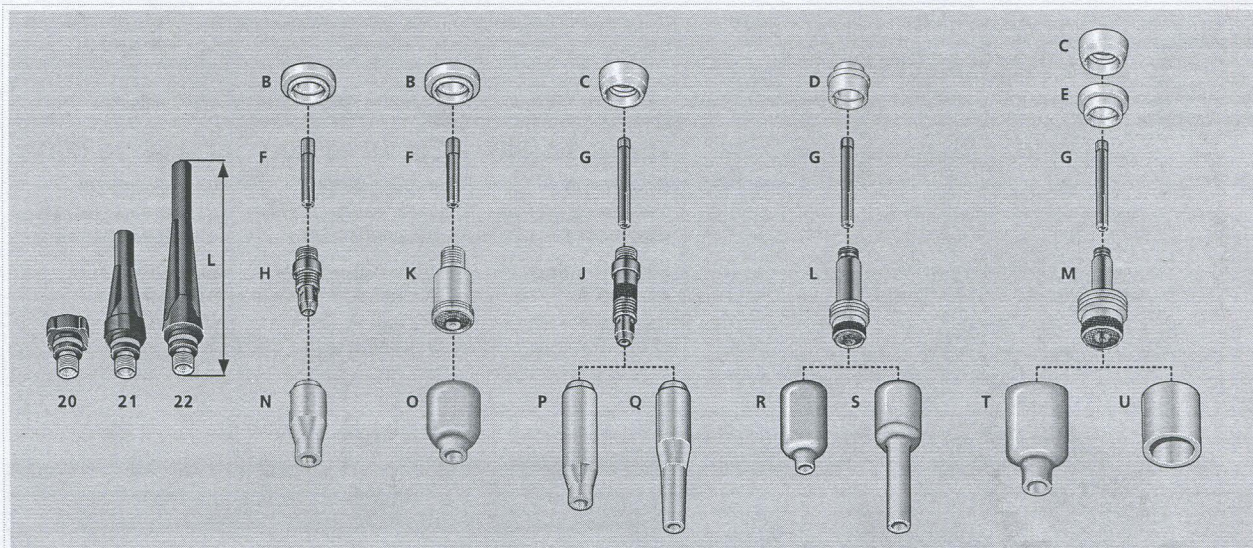
*Insérer l'électrode  
tungstène [6] et la  
pince étai [7] à  
l'arrière du corps  
de torche [1]*

**4.**


Brennerkappe [8]  
aufschrauben

*Screw the torch  
cap [8] into the  
torch body*

*Visser la coiffe [8]*



**Ersatzteile / Spare parts / Pièces de rechange**

20	Brennerkappe / Back cap / Coiffe	kurz / short / courte	L=24 mm	57Y04	402P170100
21	Brennerkappe / Back cap / Coiffe	mittel / medium / moyenne	L=58 mm	57Y05	402P170150
22	Brennerkappe / Back cap / Coiffe	lang / long / longue	L=140 mm	57Y02	402P170200

**Verschleißteile / Consumables / Consommables**

B	Isolator / Insulator / Isolateur	Small, Gas lens	402P956100
C	Isolator / Insulator / Isolateur	Standard	18CG 403P171000
D	Isolator / Insulator / Isolateur	Gas lens	54N01 401P181100
E	Adapter / Adapter / Adaptateur	Jumbo gas lens	54N63 401P171105

	Ø 0.5 mm Ø 0.020"	Ø 1.0 mm Ø 0.040"	Ø 1.6 mm Ø 1/16"	Ø 2.0 mm	Ø 2.4 mm Ø 3/32"	Ø 3.0 mm	Ø 3.2 mm Ø 1/8"	Ø 4.0 mm Ø 5/32"
--	----------------------	----------------------	---------------------	----------	---------------------	----------	--------------------	---------------------

**Spannhülsen / Collets / Pinces étou**

F	kurz / short / court L=29.3 mm	-	10N22S 402P10N22S	10N23S 402P10N23S	-	10N24S 402P10N24S	-	10N25S 402P10N25S	-
G	Standard L=50.0 mm	10N21 402P170499	10N22 402P170500	10N23 402P170502	402P170506	10N24 402P170503	402P170507	10N25 402P170504	54N20 402P170505

**Spannhülsegehäuse / Collet bodies / Supports pince**

H	kurz / short / court L=24.5 mm	-	Ø 1.0-1.6 mm 17CB22 402P17CB22	Ø 2.0-2.4 mm 17CB23 402P17CB23	Ø 3.0-3.2 mm 17CB24 402P17CB24	-
J	Standard L=47.0 mm	-	Ø 0.5 - 1.6 mm 10N31 401P180999	Ø 2.0 - 2.4 mm 10N32 401P181000	Ø 3.0 - 3.2 mm 10N28 401P181001	406488 401P181002

**Gaslinsen / Gas lenses / Diffuseurs gaz**

K	kurz / short / court L=27.0 mm	-	402P956048	402P956049	-	402P956050	-	402P956051	-
L	Standard L=50.0 mm	-	45V24 401P181299	45V25 401P181300	Ø 2.0-2.4 mm 45V26, 401P181301	Ø 3.0-3.2 mm 45V27, 401P181302	-	45V28 401P181303	-
M	Jumbo L=50.0 mm	-	45V0204 401P181350	45V116 401P181351	Ø 2.0-2.4 mm 45V64, 401P181352	Ø 3.0-3.2 mm 995795, 401P181353	-	45V63 401P181354	-

	No. 4 Ø 6.5 mm Ø 1/4"	No. 5 Ø 8.0 mm Ø 5/16"	No. 6 Ø 9.5 mm Ø 3/8"	No. 7 Ø 11 mm Ø 7/16"	No. 8 Ø 12.5 mm Ø 1/2"	No. 10 Ø 16 mm Ø 5/8"	No. 11 Ø 17.5 mm Ø 11/16"	No. 12 Ø 19 mm Ø 3/4"	Ø 24.0 mm
--	-----------------------------	------------------------------	-----------------------------	-----------------------------	------------------------------	-----------------------------	---------------------------------	-----------------------------	-----------

**Keramische Gasdüsen / Ceramic nozzles / Buses gaz**

N	kurz/short/court L=30.0 mm	13N08 401P201106	13N09 401P201107	13N10 401P201108	13N11 401P201109	13N12 401P201110	13N13 401P201111	-	-	-
O	Gas lens short L=25.5 mm	53N58 401P201400	53N59 401P201401	53N60 401P201402	53N61 401P201403	53N61S 401P201404	-	-	-	-
P	Standard L=47.0 mm	10N50 401P170907	10N49 401P170908	10N48 401P170909	10N47 401P170910	10N46 401P170911	10N45 401P170912	-	10N44 401P170913*	-
Q	Standard, L L=76.0 mm	10N50L 401P170923	10N49L 401P170914	10N48L 401P170915	10N47L 401P170916	-	-	-	-	-
R	Gas lens L=42.0 mm	54N18 401P222200	54N17 401P222201	54N16 401P222202	54N15 401P222203	54N14 401P222204	-	54N19 401P222206	-	-
S	Gas lens, L L=76.0 mm	54N18 L 401P222211	54N17 L 401P222207	54N16 L 401P222208	54N15 L 401P222209	54N14 L 401P222210	-	-	-	-
T	Jumbo gas lens L=48.0 mm	-	-	57N75 401P201451	-	57N74 401P201452	53N88 401P222250	-	53N87 401P222251	53N89-L 401P222253
U	Jumbo gas lens (short), L=34.0 mm	-	-	-	-	-	-	-	-	53N89 401P222252

\* L=50.0 mm

► = Standard